

Appendix 1: PSPO Data December 2020 – March 2023

SUMMARY OF EVIDENCE

This appendix sets out data and evidence in two clear parts. Part A is the data collected and supplied by South Yorkshire Police and Part B which has been collected by a combination of the City of Doncaster Council enforcement team and British Transport Police. The current PSPO deals with:

- Begging
- Loitering
- Alcohol
- Intoxicating substances
- Urinate / Defecate
- Parking equipment interference and loitering
- No return in 24 hours

To be clear the period between December 2020 and March 2023 was significantly impact by Covid and the restrictions of movement at different times during the period. Therefore, we should be cautious in comparing these data with other periods of time.

Part A

Overall, there has been a small increase in the number of ASB and Drug incidents within the PSPO area when comparing 2021 and 2022. Rowdy and Inconsiderate behaviours is by far the most prominent type of ASB but this has seen a reducing trend within the period.

Part B

There were 1156 reported breaches and 86 Fixed Penalty Notices (FPNs) Issued between December 2020 and March 2023.

The majority of breaches within this period were associated with dispersals and made up over 80% of all activity. Although there have been variations throughout the period there have been on average between 20-40 per month in the period.

The most common reason for a Fixed Penalty Notice (FPN) was associated with the Alcohol prohibition and saw a spike in the October-December Period 2022.

Part A: South Yorkshire Police Data

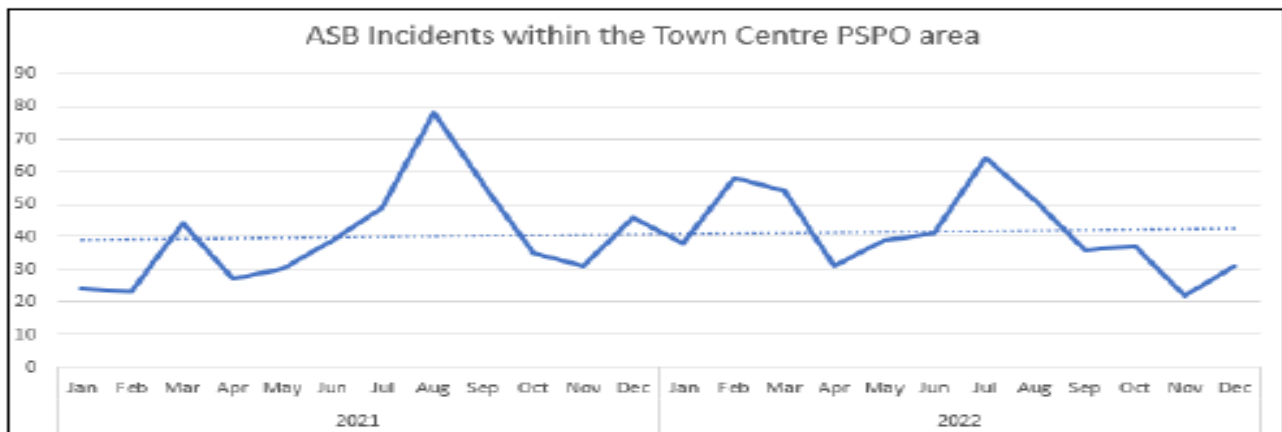
ASB Reporting - Incidents Closed as 'Anti-Social Behaviour'

Yearly ASB incidents have been mapped and extracted based on the location of the PSPO.

In addition, data on Drug Offences has been provided.

| | 2021 | 2022 | Yearly +/- | Yearly % +/- |
|---------------|------|------|------------|--------------|
| Drug Offences | 159 | 164 | 5 | 3.1% |

During 2022, 502 ASB incidents were recorded within the Town Centre PSPO area this shows an increase of 20 incidents (4%) when compared to reporting during 2021. Of note the overall trend for ASB recording within SYP show reporting reducing. Doncaster as a whole during 2022 recorded a decrease of 18% in ASB reporting when compared to 2021.



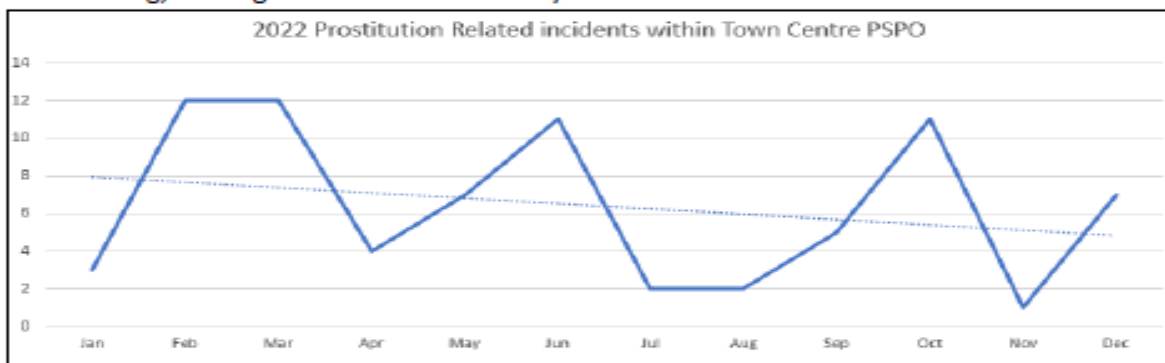
The table below details the volume of incident types recorded within the PSPO area during 2021 and 2022. The main proportion of reporting in 2022 was in relation to Rowdy/Inconsiderate Behaviour incidents followed by Prostitution related. The PSPO area recorded significantly lower proportional volumes of Vehicle Nuisance, Abandoned Vehicles, Noise and Litter/Drugs Trappings incidents.

| ASB Type | Total Incidents | % of Total Incidents | % of Total Incidents in Doncaster (borough-wide) |
|------------------------|-----------------|----------------------|--|
| ROWDY/INCONSID | 282 | 56.2% | 35.9% |
| PROSTITUTION RELATED | 77 | 15.3% | 18.2% |
| BEGGING/VAGRANCY | 54 | 10.8% | 12.9% |
| VEH NUISANCE/INAPP USE | 27 | 5.4% | 7.9% |
| ABND VEH NOT STOLEN | 17 | 3.4% | 7.8% |
| OFF ROAD BIKE/QUAD | 13 | 2.6% | 5.0% |
| NOISE | 11 | 2.2% | 3.5% |
| NUISANCE NEIGHBOUR | 7 | 1.4% | 3.2% |
| LITTER/DRUGS TRAPPINGS | 5 | 1.0% | 2.1% |
| ANIMAL PROBLEM | 3 | 0.6% | 1.4% |
| STREET DRINKING | 3 | 0.6% | 0.8% |
| TRESPASS | 2 | 0.4% | 0.7% |
| FIREWORKS | 1 | 0.2% | 0.4% |

The graph below shows the monthly volume of reporting during 2022 for Rowdy/Inconsiderate Behaviour ASB incidents within the Town Centre PSPO area. The overall trend during the year shows that reporting is decreasing.



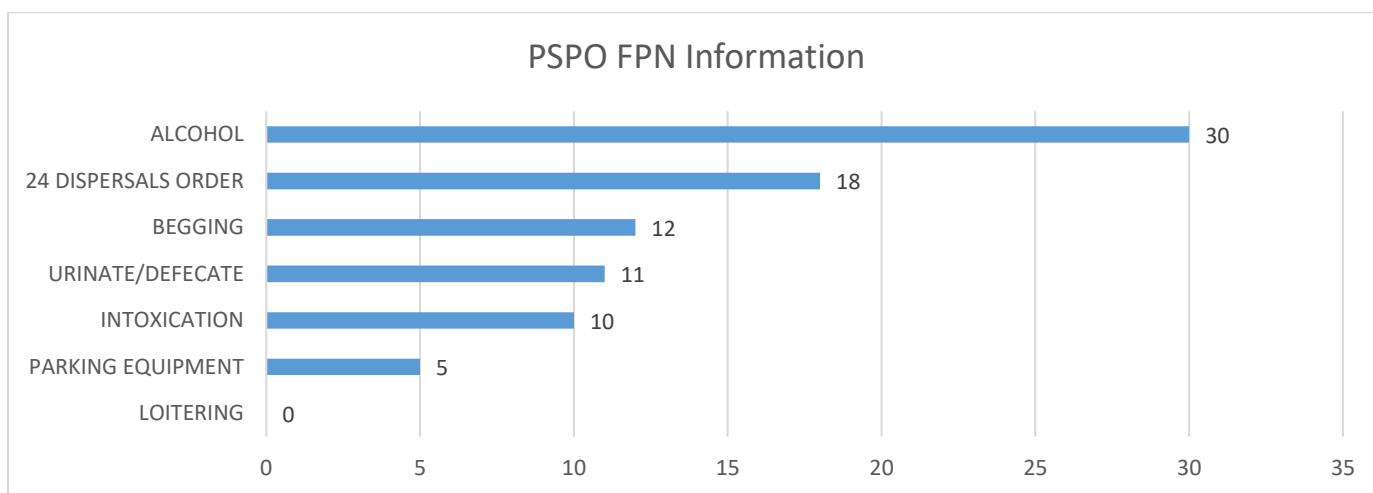
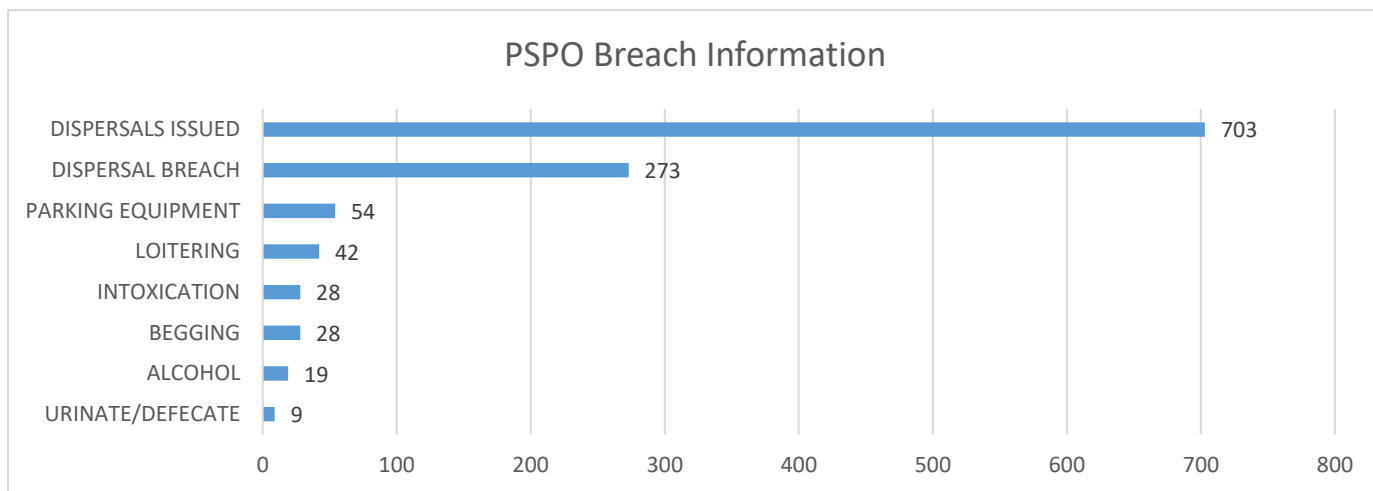
The graph below shows the monthly volume of reporting during 2022 for Prostitution related ASB incidents within the Town Centre PSPO area. The overall trend during the year shows that reporting is decreasing, although incidents are relatively low volume.



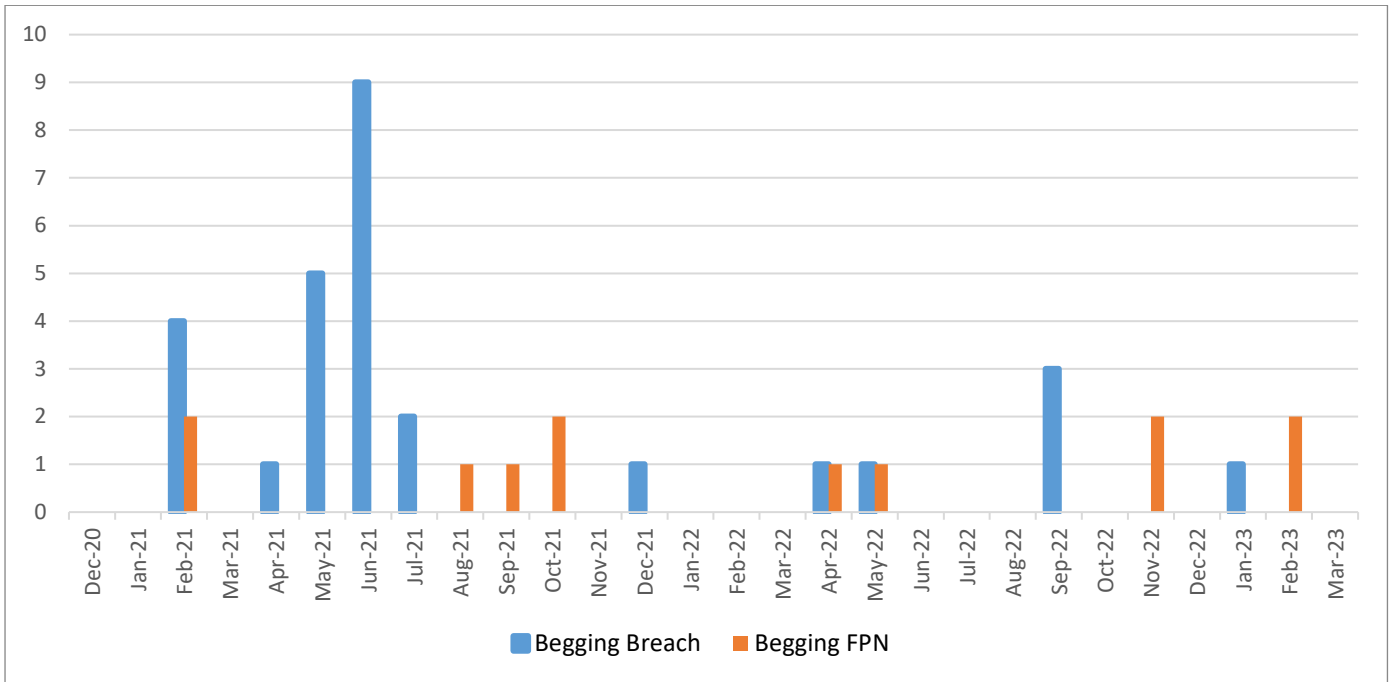
The graph below shows the monthly volume of reporting during 2022 for Begging/Vagrancy ASB incidents within the Town Centre PSPO area. The overall trend during the year shows that reporting is fairly stable, although incidents are relatively low volume. Incidents tended to vary very little, other than a significant spike in July.



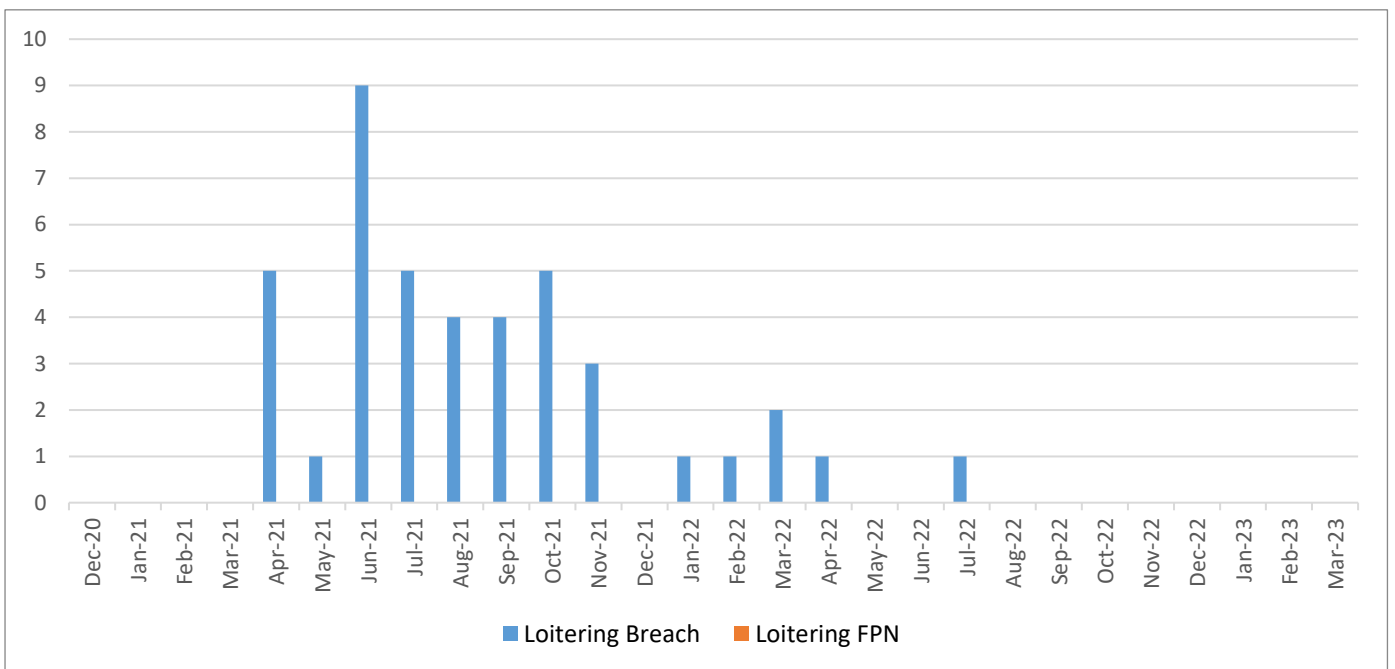
Part B: City of Doncaster Council and British Transport Police Data



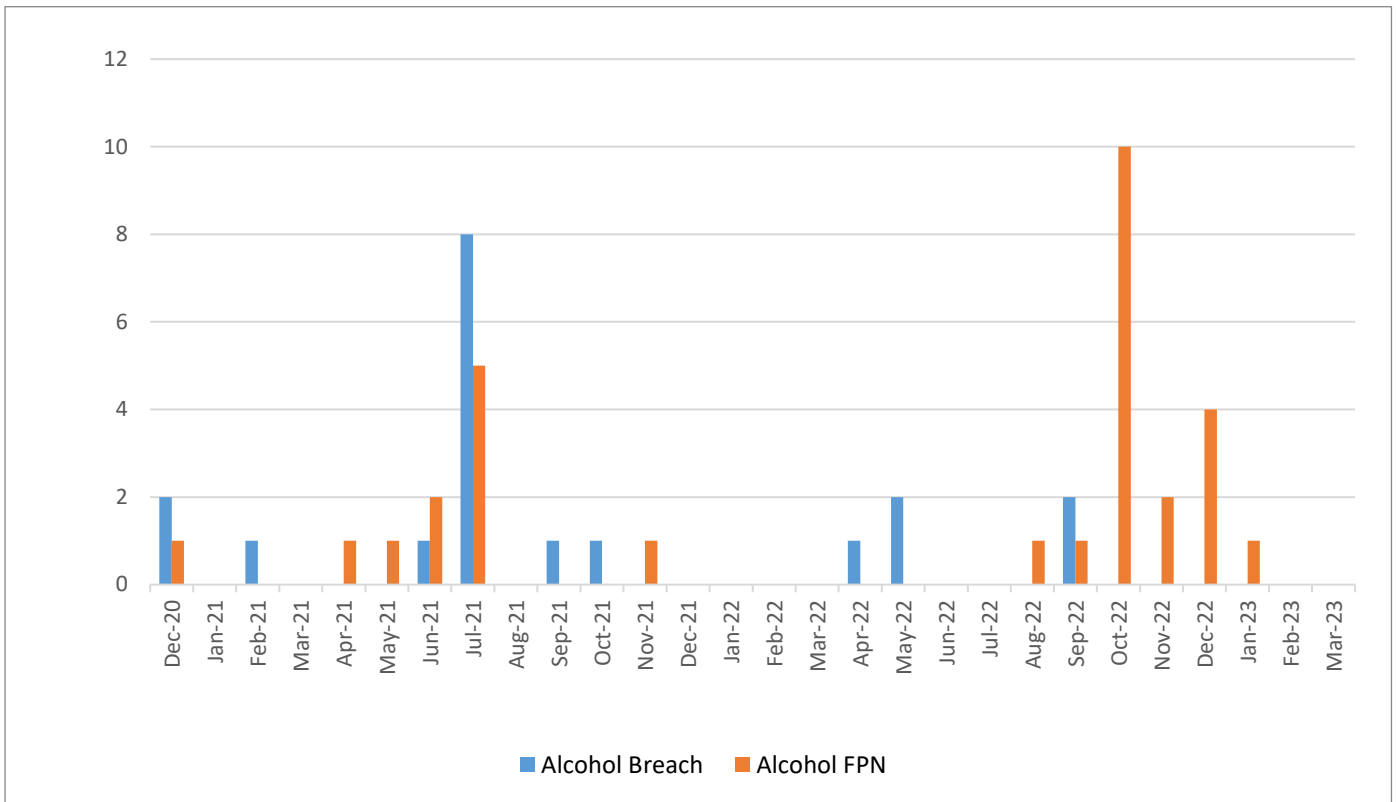
Begging



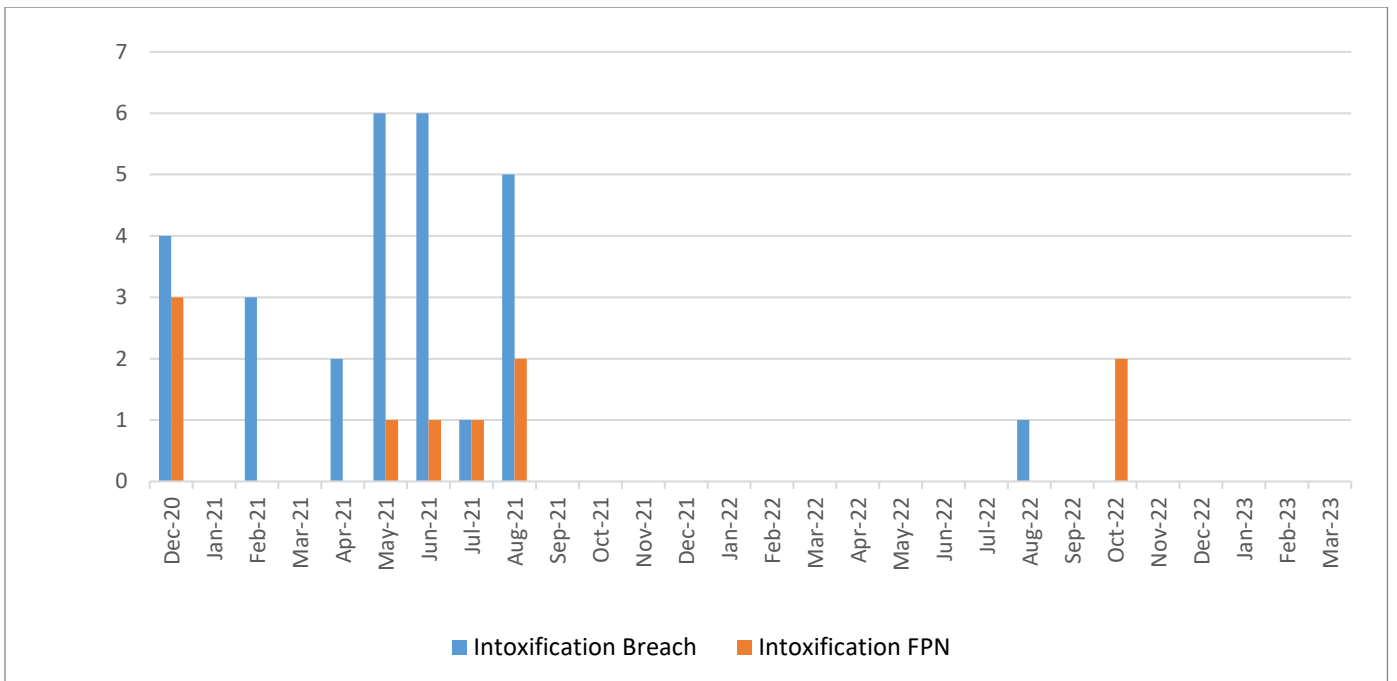
Loitering



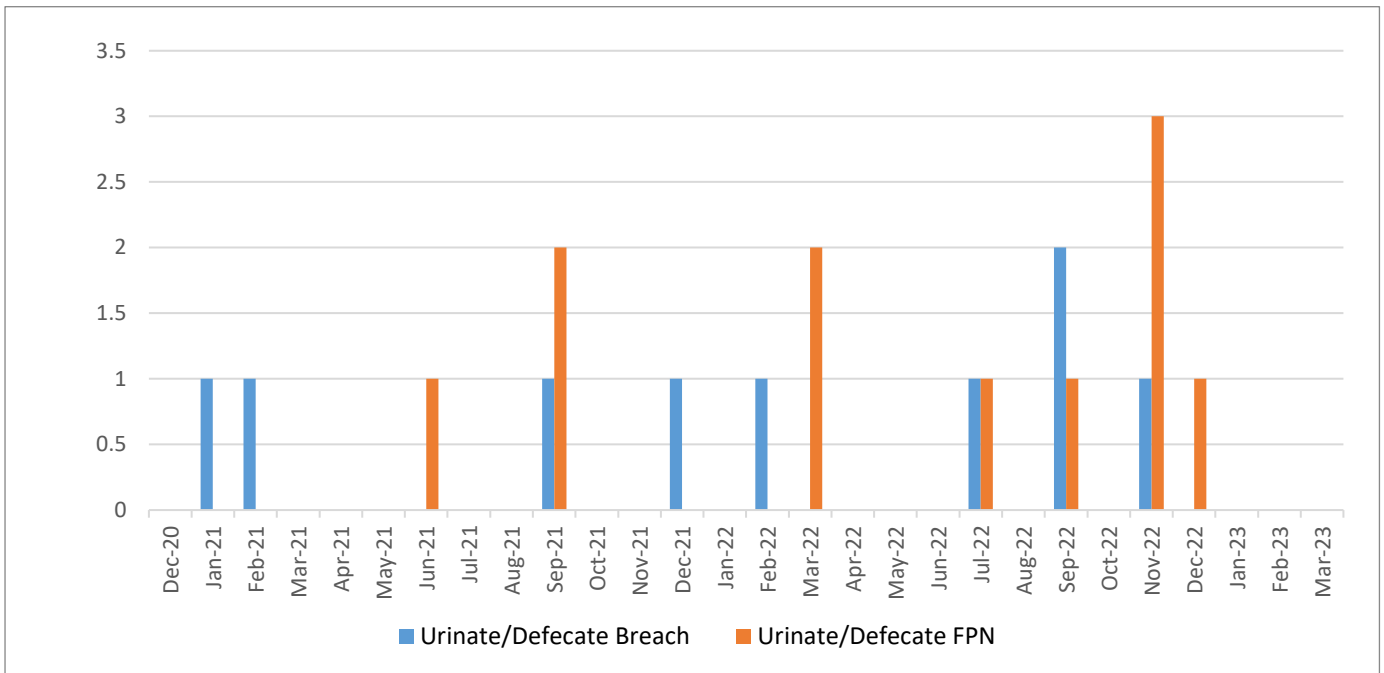
Alcohol



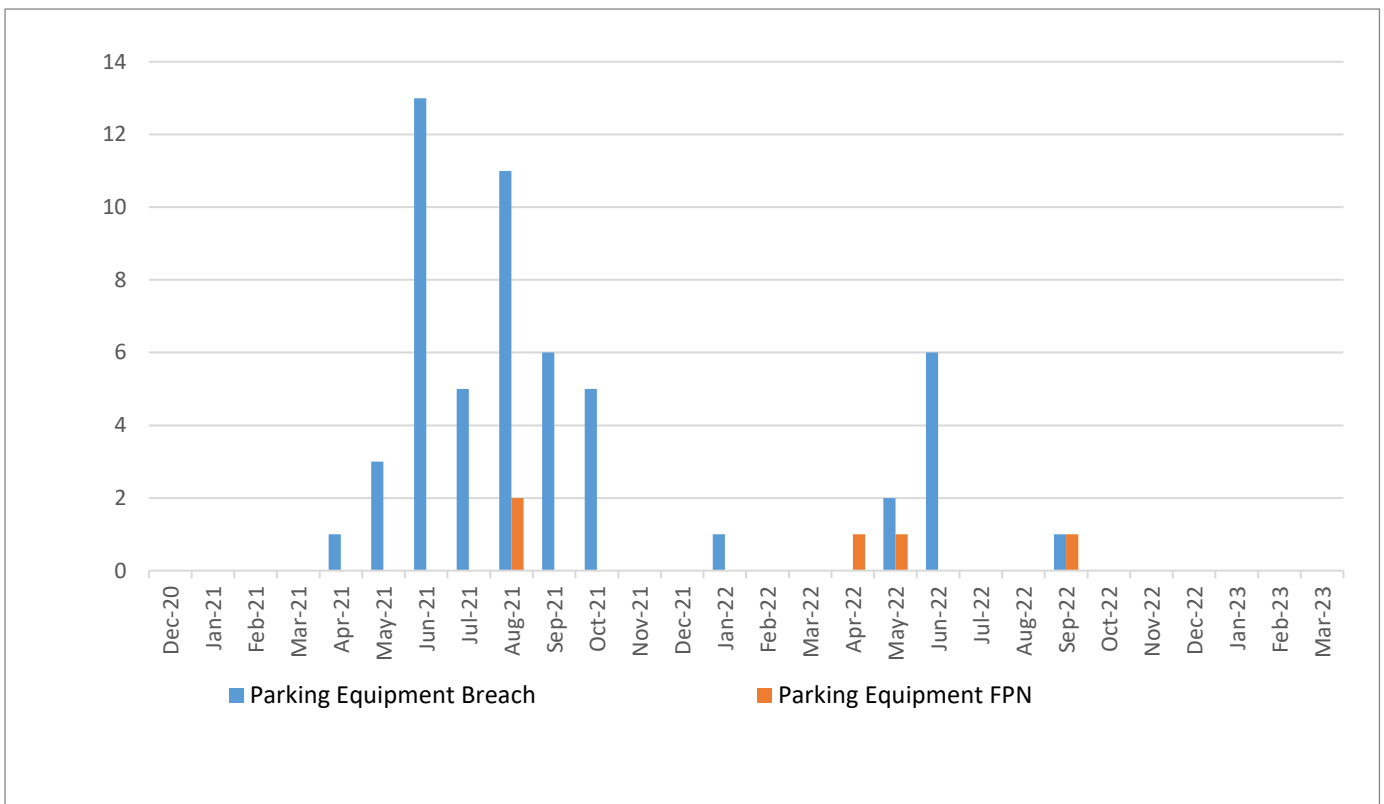
Intoxicating Substances



Urinate/Defecate



Parking Equipment



Dispersals / 24 hr Order

